


Invasions! - Year 4

Areas of Learning

History



- As historians we will:
- Place the Roman period on a timeline and place key events in chronological order
 - Learn about the spread of the Roman Empire and recall key facts about the invasion of Britain
 - Understand why the Romans wanted to invade Britain
 - Consider how the spread of the Roman Empire affected people of different classes
 - Learn about Boudicca's rebellion
 - Explain how and why Hadrian's wall was built
 - Learn about when the Vikings invaded Britain and what happened when they built their settlements



Learning Skills

This half term, we will be using **thinking skills** to: summarise, make generalisations and generate, seek and consider views and options. As well as embedded into lessons, we will be carrying out activities including odd one out and why, looking for clues and looking at options/strategies.



Wray Common Citizens

This half term, as Wray Common citizens, we will be exploring the answers to a series of philosophical questions relating to the concepts of co-operation, competition and winning. We will recognise the importance of our personal and shared values when debating questions such as 'what are you prepared to do to win?' and 'does winning matter?'

PSHE

- Our topic this half term is called 'Living in the Wider World'. We will be learning about:
- The different groups that make up our communities; what living in a community means
 - Being aware of a range of different needs within the community and the facilities in place to support these
 - Understanding the different kinds of responsibilities, rights and duties at home, at school and in the community
 - Understanding that resources can be allocated in different ways and that these economic choices affect individuals, communities and the sustainability of the environment across the world.

Invasions! - Year 4

Key Skills

English

As writers, we will:

Fiction

- Investigate how to develop character throughout our writing by describing how they react and behave towards certain events
- Be exploring how to structure our writing by using paragraphs for a change of time, place or event
- Look at how to link our writing together by inter-relating the beginning, middle and end
- Bring all of these ideas together to write a Roman themed portal story

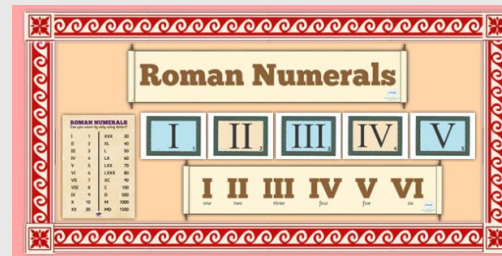
Non-Fiction

- Be creating information leaflets about a Roman villa.

Maths

As mathematicians, we will:

- Learning about Roman Numerals from 1-100
- Learning about Money—making amounts of money, writing amounts of money, comparing amounts and rounding amounts of money
- Learn about Mass, Volume and Length



PE

We will:

- Use running, throwing and jumping in a range of athletic activities.
- Use running, jumping, throwing and catching in isolation and in combination.
- Apply basic principles suitable for attacking and defending in competitive games.

Art

We will:

- Record observations and use them to review and revisit ideas
- Create a Roman design to hang on the wall using batik.

Computing

We will:

- Participate in a mixture of fun unplugged and programming activities related to animations.
- Develop understanding of decomposition, flowchart algorithms and repetition.
- Write, program and test an animation showing volcanic eruption using the LEDs on a micro:bit.

RE

- Identify the impact of key teachings of Guru Nanak Ji or the Guru Granth Sahib on Sikh life.
- Make links between Sikh symbols / artefacts / practices and Sikh beliefs or ways of life.
- Describe how Sikhs demonstrate that the Guru Granth Sahib Ji is important.
- Comment on Sikh beliefs e.g. about equality, and make links with their own ideas .

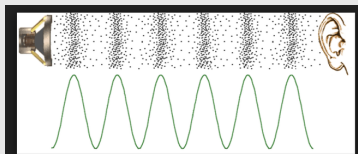
Science

We will:

- Be able to recognise that sounds get fainter as the distance from the sound source increases.
- Be able to identify how sounds are made, associating some of them with something vibrating.
- Be able to recognise that vibrations

from a sound travel through a medium to the ear.

- Be able to find patterns between the volume of a sound and the strength of the vibrations that produced it.



MFL- Spanish

- Use common phrases and answer simple questions giving basic information.
- Develop accuracy when pronouncing phrases, by listening and repeating recordings of authentic speakers.